

Individual Spec Sheet

L1KCL GEN2

KOLIKA QUICK SHIP

3 CCT Selectable

ORDERING INFORMATION

Order code: 68582
Model number: L1KCL-G2-8LS1U-3C-WH
UPC: 069549017580
Case quantity: 4

PHYSICAL DATA

Dimensions: 8' (96")
Lens material: Opal acrylic
Housing material: Extruded aluminum
Mounting: Suspended - Individual or row mounted

PERFORMANCE DATA

Watts (W): 80
Volts (VAC): 120-277
Color temperature (K)¹: 3 000/3 500/4 000
Lumen output (lm)²: 10 000
Efficiency (lm/W): 125
CRI: 80+
Life L70 (h)³: 137 000
Tested LM-80 (h)³: 9 000
Dimming: 0-10V
Power factor: >0.9
THD (%): <15
Frequency (Hz): 50/60
Input current (A): 0.29/0.67 Max
Operating temp. range: -20°C to 40°C / -4°F to 104°F

¹ Typical colour temperature range: +/- 5 %

² Lumen values are based on 3 500K default setting

³ Life hours are derived from IESNA LM80-08 testing report and projected per IESNA TM-21-11 extrapolations

LUMEN SPECIFICATION TABLE (UP/DOWN)

Watts (W)	3 000 K				3 500 K				4 000 K			
	Total lumens (lm)	Up light lumens (lm)	Down light lumens (lm)	Efficacy (lm/W)	Total lumens (lm)	Up light lumens (lm)	Down light lumens (lm)	Efficacy (lm/W)	Total lumens (lm)	Up light lumens (lm)	Down light lumens (lm)	Efficacy (lm/W)
80	9 200	2 300	6 900	115	10 000	2 500	7 500	125	9 600	2 400	7 200	120

DEFAULT PROGRAMMING


3 500 K

ACCESSORIES (ORDER SEPARATELY)

Order code	Part number	Type	Compatible with
68584	KIT-CK2	Continuous kit for row mounting	L1KCL Gen2 Only
69097	KIT-CANOPY-WH	White Canopy Kit with suspension cable	L1KCL Gen2 Only

* Please ensure to order a new kit for every fixture added.

This lighting equipment complies with Canadian standard ICES-005 for use in residential applications.
 Data is based upon tests performed in a controlled environment.
 Actual performance can vary depending on operating conditions. Specifications are subject to change without notice.

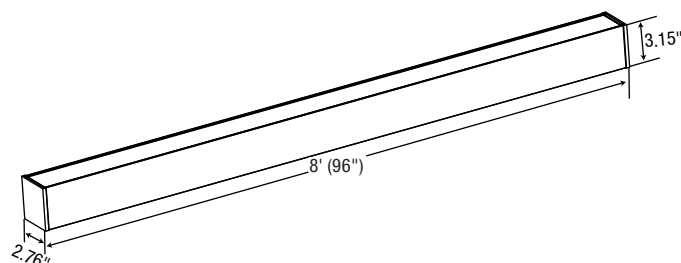


COMPATIBLE DIMMERS

Brand	Model
LUTRON	DVSTV-WH DDTV-WH
EATON	DF10P-C1
COOPER	SF10P-W
LEVITON	DS710-10Z

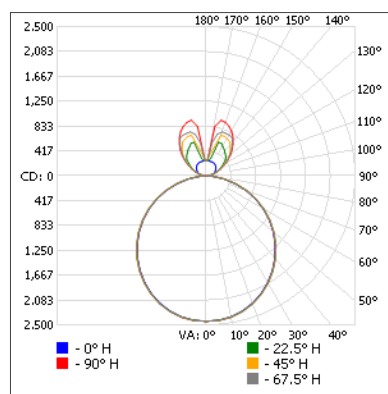
NOTE: The above table shows dimmers that have been tested and have demonstrated proper operation under normal conditions. Each installation being unique, various factors such as load, common neutrals or other electrical products on the circuit can, in certain instances, cause variance in system performance. Read and comply to the dimmer installation instructions. Consult dimming system manufacturer for additional support in operation. Stanpro recommends to use dimmers designed to work with LED products. Older dimmers designed for incandescent products may cause erratic operation. Some dimmers may require more than one product for stable operation. The maximum number of products is determined by the dimmer wattage rating with LEDs. Be careful, these dimmers have different ratings depending on the product type. Again, refer to the dimmer installation instructions.

DIMENSIONS

PHOTOMETRIC DATA¹

68582 • L1KCL-G2-8LS1U-3C-WH • 9 208.1 lm

Polar candela distribution



Zonal lumen summary

Zone	Lumens	% Fixture
0-30	1 901.0	20.6
0-40	3 117.9	33.9
0-60	5 554.8	60.3
60-90	1 626.5	17.7
70-100	754.5	8.2
90-120	409.5	4.4
0-90	7 181.3	78
90-180	2 026.8	22
0-180	9 208.1	100

Illuminance at a distance

	Center beam fc		Beam width
2.0'	609.6		6.2' 6.2'
4.0'	152.4		12.4' 12.3'
6.0'	67.7		18.5' 18.5'
8.0'	38.1		24.7' 24.7'
10.0'	24.4		30.9' 30.9'

■ Vert. spread: 114.1°
■ Horiz. spread: 114.1°

¹ Complete IES files available on our website.

Qty	Description	Price

I accept the specifications of the luminaire configuration mentioned above.

Name: _____

Company: _____

Signature: _____

Date: _____

Data is based upon tests performed in a controlled environment. Actual performance can vary depending on operating conditions.
All products are subject to change or may be discontinued any time without notice.