

Individual Spec Sheet

L2STR

LED STRIP

3 CCT and 3 Power Selectable

ORDERING INFORMATION

Order code: 69583
Model number: L2STR-36LP30-Q/3C
UPC: 069549027756
Case quantity: 6
DLC unique ID: S-EX5SG1¹ (DLC Premium) / S-CXRFZ0² (DLC Standard)

PHYSICAL DATA

Length in. (cm): 35 1/8 (89.14 cm)
Lens material: Frosted PMMA
Housing material: 24 gauge semi-gloss white powder painted steel
Mounting: Surface, suspended or row mounted (V-Hooks and junction box cover included)

PERFORMANCE DATA

Watts (W): 18/25/30
Volts (V AC): 120-347
Color temperature (K)¹: 3 500/4 000/5 000
Lumen output (lm)²: 2 700/3 650/4 260
Efficacy (lm/W): 132
CRI: 80+
Life L70 (hrs)³: 156 000
Tested LM-80 (hrs)³: 10 000
Dimming: 0-10 V with 12 V auxiliary output
Power factor: 0.90
THD (%): 10
Frequency (Hz): 50/60
Surge protection (kV): 2.5
Input current (A): 0.15-0.05/0.2-0.07/0.25-0.08
Operating temp. range: -20 °C to 50 °C (-4 °F to 122 °F)

¹ Typical color temperature range: +/- 5 %.

² Lumen values are based on 4 000 K default programming. Please refer to the LUMEN SPECIFICATION TABLE for more details on other color temperatures.

³ Life hours are derived from IESNA LM-80 testing report and projected per IESNA TM-21 extrapolations.

LUMEN SPECIFICATION TABLE

Watts (W)	3 500 K		4 000 K		5 000 K	
	Lumen output (lm)	Efficacy (lm/W)	Lumen output (lm)	Efficacy (lm/W)	Lumen output (lm)	Efficacy (lm/W)
18	2 520	140	2 700	150	2 556	142
25	3 400	136	3 650	146	3 450	138
30	3 960	132	4 260	142	4 020	134

DEFAULT PROGRAMMING

30 W / 4 000 K

This lighting equipment meets requirements of ICES-005 issue 5 class A for use in commercial applications.
 Data is based upon tests performed in a controlled environment.
 Actual performance can vary depending on operating conditions. Specifications are subject to change without notice.



Not all products are qualified on the DLC QPL.
 To view our DLC qualified products, please
 consult the DLC Qualified Products List at
www.designlights.org/search.

¹ Stairwell And Passageway Luminaires

² Direct Linear Ambient Luminaires

ACCESSORIES (order separately)

Order code	Type
68676	Suspension kit - 2 chains (1 m)
70218	10' Complete aircraft cable kit with 5-wire power feed and 2 canopies
70282	10' Single side aircraft cable with canopy (non-power feed)
69405	Continuous row mounting connector
69398	Transparent end caps (set of 2)
69585	Replacement lens 36"

INCLUDED IN THE BOX



V-Hooks



Junction Box Cover

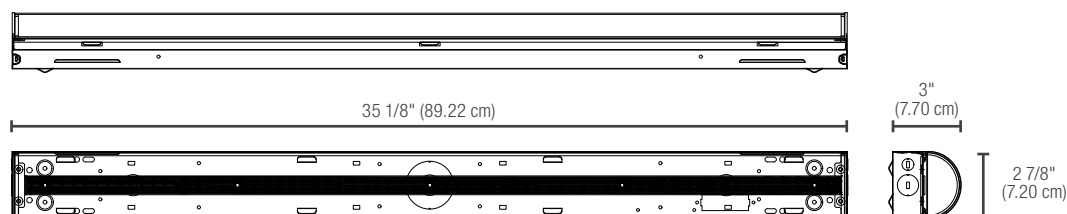
COMPATIBLE DIMMERS¹

Brand	Model
Leviton	IllumaTech IP710-LFZ DS710
Lutron	Maestro MS-Z101 Nova T NTSTV DIVA DVSTV
Legrand	RH4FBL3PW
Philips	Sunrise SR1200ZTUNV

Dimming range: 0%-100%

¹ This table shows dimmers that have been tested and have demonstrated proper operation under normal conditions. Each installation being unique, various factors such as load, common neutrals or other electrical products on the circuit can, in certain instances, cause variance in system performance. Read and comply to the dimmer installation instructions. Consult dimming system manufacturer for additional support in operation. Some dimmers may require more than one product for stable operation. Stanpro recommends to use dimmers designed to work with LED products. Older dimmers designed for incandescent products may cause erratic operation.

DIMENSIONS AND WEIGHT



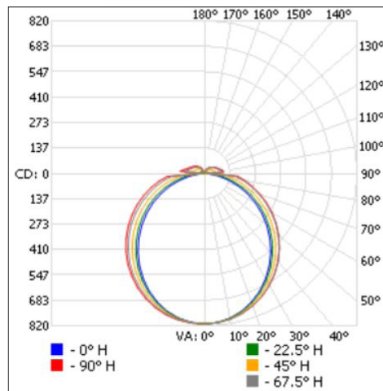
Net weight (lbs)	3.5
------------------	-----

Data is based upon tests performed in a controlled environment. Actual performance can vary depending on operating conditions. All products are subject to change or may be discontinued any time without notice. Please contact your Stanpro customer service representative to confirm inventory levels at time of order.

PHOTOMETRIC DATA¹

69583 • L2STR-36LP30-Q/3C • 18 W • 4 000 K • 2 697.7 lm

Polar candela distribution



Zonal lumen summary

Zone	Lumens	% Fixture
0-30	626.9	23.2%
0-40	1 026.8	38.1%
0-60	1 835.0	68%
60-90	646.6	24%
70-100	378.8	14%
90-120	144.5	5.4%
0-90	2 481.6	92%
90-180	216.2	8%
0-180	2 697.7	100%

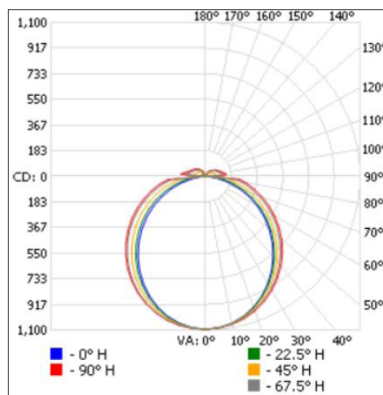
Illuminance at a distance

Center beam fc		Beam width	
1.7'	280	4.5'	6.6'
3.3'	74.4	8.7'	12.8'
5.0'	32.4	13.2'	19.4'
6.7'	18.0	17.7'	26.0'
8.3'	11.8	21.9'	32.3'
10.0'	8.10	26.4'	38.9'

Vert. spread: 105.8°
 Horiz. spread: 125.5°

69583 • L2STR-36LP30-Q/3C • 25 W • 4 000 K • 3 646.8 lm

Polar candela distribution



Zonal lumen summary

Zone	Lumens	% Fixture
0-30	846.2	23.2%
0-40	1 386.2	38%
0-60	2 477.5	67.9%
60-90	873.9	24%
70-100	512.7	14.1%
90-120	197.0	5.4%
0-90	3 351.4	91.9%
90-180	295.4	8.1%
0-180	3 646.8	100%

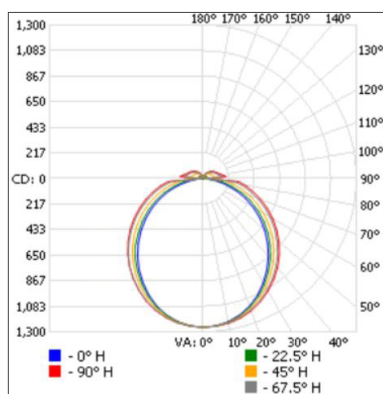
Illuminance at a distance

Center beam fc		Beam width	
1.7'	378	4.5'	6.6'
3.3'	100	8.7'	12.9'
5.0'	43.7	13.2'	19.5'
6.7'	24.4	17.7'	26.1'
8.3'	15.9	21.9'	32.3'
10.0'	10.9	26.4'	39.0'

Vert. spread: 105.7°
 Horiz. spread: 125.7°

69583 • L2STR-36LP30-Q/3C • 30 W • 4 000K • 4 256.2 lm

Polar candela distribution



Zonal lumen summary

Zone	Lumens	% Fixture
0-30	976.0	22.9%
0-40	1 598.3	37.6%
0-60	2 859.3	67.2%
60-90	1 018.8	23.9%
70-100	604.9	14.2%
90-120	245.2	5.8%
0-90	3 878.2	91.1%
90-180	378.0	8.9%
0-180	4 256.2	100%

Illuminance at a distance

Center beam fc		Beam width	
1.7'	436	4.5'	6.7'
3.3'	116	8.7'	12.9'
5.0'	50.4	13.2'	19.6'
6.7'	28.1	17.7'	26.3'
8.3'	18.3	22.0'	32.6'
10.0'	12.6	26.5'	39.2'

Vert. spread: 105.8°
 Horiz. spread: 126.0°

¹ Complete IES files available on our website.

Data is based upon tests performed in a controlled environment. Actual performance can vary depending on operating conditions. All products are subject to change or may be discontinued any time without notice. Please contact your Stanpro customer service representative to confirm inventory levels at time of order.