

Project: \_\_\_\_\_ Type: \_\_\_\_\_  
 Drawn by: \_\_\_\_\_ Catalogue #: \_\_\_\_\_ Date: \_\_\_\_\_

## Individual Spec Sheet

# L1RVH CHOICE

## ROUND ECONOMIC AND HIGH PERFORMING LUMINAIRE 3 CCT AND POWER SELECTABLE FEATURES

### ORDERING INFORMATION

**Order Code:** 69428  
**Model Number:** L1RVH-PS150-Q/3C-B/CHOICE  
**UPC:** 069549027343  
**Case Quantity:** 1  
**DLC Unique ID:** S-VOP9R0 (DLC Premium)

### PHYSICAL DATA

**Length in. (cm):** 11 3/4" x 6 7/8" (30 cm x 17.4 cm)  
**Lens Material:** Clear Polycarbonate  
**Housing Material:** Black Aluminium  
**Mounting:** Hook mount included for suspended mounting. The hook is removable for 1/2 NPT conduit mounting. For additional security, use the safety cable accessory. Trunnion with pivot range ( $\pm 90^\circ$ ) is available for yoke bracket surface mounting (see accessories table below). All configurations include a 10' power cable and 10' dimming cable

### PERFORMANCE DATA

**Watts (W):** 100/120/150  
**Volts (V AC):** 120-347  
**Color Temperature (K)<sup>1</sup>:** 3 500/4 000/5 000  
**Lumen Output (lm)<sup>2</sup>:** 16 323/19 341/24 339  
**Efficacy (lm/W):** 157  
**Standard Beam Angle (°):** 90  
**CRI:** 80+  
**Life L70 (h)<sup>3</sup>:** 100 000  
**Tested LM-80 (h)<sup>3</sup>:** 9 000  
**Dimming:** 0-10 V  
**Power Factor:** >0.9  
**THD (%):** <20  
**Surge Protection (kV):** 6  
**Operating Temp. Range:** -40°C to 50°C (-40°F to 122°F)  
**IP Rating:** IP65  
**NEMA and NSF Type:** NEMA 4X and NSF certified (Splash Zone and Non Food Zone)

<sup>1</sup> Typical colour temperature range:  $\pm 5\%$ .

<sup>2</sup> Lumen values are based on 4 000 K default programming. Please refer to the LUMEN SPECIFICATION TABLE for more details on other color temperatures.

<sup>3</sup> Life hours are derived from IESNA LM-80 testing report and projected per IESNA TM-21 extrapolations.

### LUMEN SPECIFICATION TABLE

Watts (W)	3 500 K		4 000 K		5 000 K	
	Lumen output (lm)	Efficacy (lm/W)	Lumen output (lm)	Efficacy (lm/W)	Lumen output (lm)	Efficacy (lm/W)
100	15 768	163	16 323	175	15 663	165
120	18 486	158	19 341	171	18 567	158
150	22 993	149	24 339	165	22 956	149

**DEFAULT PROGRAMMING**  
 150 W / 4 000 K

This lighting equipment complies with Canadian standard ICES-005 for use in residential applications.  
 Data is based upon tests performed in a controlled environment.  
 Actual performance can vary depending on operating conditions. Specifications are subject to change without notice.



Not all products are qualified on the DLC QPL. To view our DLC qualified products, please consult the DLC Qualified Products List at [www.designlights.org/search](http://www.designlights.org/search).

**ACCESSORIES (sold separately)**

Order code	Type
68818	1/2 NPT Male to 3/4 NPT Female adapter with Black junction box
HAR1159	1/2 NPT Male to 3/4 NPT Female conduit adapter
68819	Trunnion 100 W-180 W Black
69627	120° beam angle lens 100 W-180 W
69629	Stainless steel safety cable (10 ft)
68821	Aluminium reflector 100 W-180 W
68823	PC reflector 100 W-180 W
69630	PC reflector cover 100 W-180 W
69907 <sup>6</sup>	Stainless steel wireguard 100-180 W
70439 <sup>7</sup>	Stainless steel wireguard 100-180 W
69444 <sup>1,2,3</sup>	External High Frequency sensor EFS06R
69640 <sup>1,2,3,4</sup>	External PIR sensor kit OSI-EFS07-AUX
69080	Remote control OSI-IFS05R-HBL1 for sensors
69013 <sup>5</sup>	External Rugby emergency back-up BLD-RM30R
69014	Remote control Rugby EM back-up RN51M
70247	External 10 kV surge protector
70248	External 20 kV surge protector

<sup>1</sup> Maximum ambient temperature for sensor is 55°C. When used in conjunction with reflectors

68821, 68822, 68823 and 68824, the ambient temperature cannot exceed 25°C

<sup>2</sup> To change the factory setting, purchase remote 69080 (sold separately)

<sup>3</sup> Not for use in NSF environment

<sup>4</sup> PIR sensor detection range is significantly reduced when used in conjunction with reflectors 68821, 68822, 68823 and 68824

<sup>5</sup> To manually test in EM mode remote 69014 can be purchased separately

<sup>6</sup> Not compatible with 69640 and 69651

<sup>7</sup> Compatible with all sensors

**COMPATIBLE DIMMERS<sup>1</sup>**

Brand	Model
Lutron	NTSTV-DV-AL, NFTV-IV, DVTV-WH
Leviton	DS710-10Z, IP710-DLZ
Legrand	RH4FBL3PW

Dimming range: 10 %-100 %

<sup>1</sup> This table shows dimmers that have been tested and have demonstrated proper operation under normal conditions. Each installation being unique, various factors such as load, common neutrals or other electrical products on the circuit can, in certain instances, cause variance in system performance. Read and comply to the dimmer installation instructions. Consult dimming system manufacturer for additional support in operation. Some dimmers may require more than one product for stable operation. Stanpro recommends to use dimmers designed to work with LED products. Older dimmers designed for incandescent products may cause erratic operation.

**SMART ACCESSORIES (sold separately) G<sup>®</sup>**

Order code	Type
69651 <sup>1,2</sup>	Genio Bluetooth <sup>®</sup> Mesh external PIR sensor OSI-PIR106
70002 <sup>1,2</sup>	Genio Bluetooth <sup>®</sup> Mesh Wet Location External PIR sensor Black OSI-PIR106-W
70276 <sup>1,2</sup>	Genio Bluetooth <sup>®</sup> Mesh Wet Location External PIR sensor White OSI-PIR106-W-WH
70000 <sup>2,3</sup>	Genio Bluetooth <sup>®</sup> Mesh Wet Location External Fixture Controller Black CTRL-KBC1-002
70274 <sup>2,3</sup>	Genio Bluetooth <sup>®</sup> Mesh Wet Location External Fixture Controller White CTRL-KBC1-005

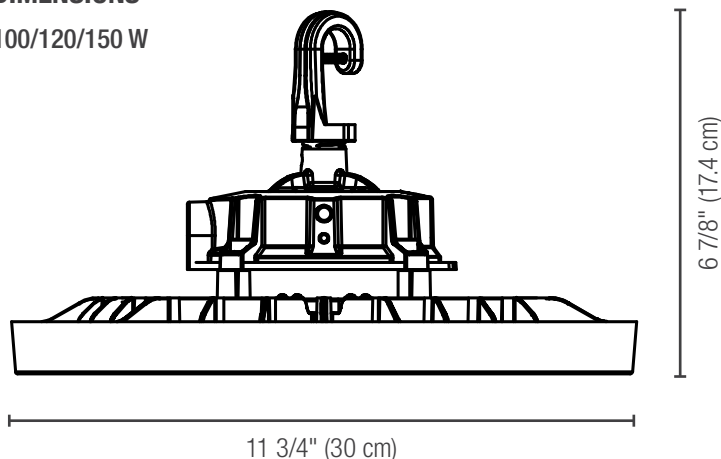
<sup>1</sup> Maximum ambient temperature for sensors is 65°C PIR sensor detection range is significantly reduced when used in conjunction with reflectors 68821, 68822, 68823 and 68824

<sup>2</sup> Not for use in NSF environment

<sup>3</sup> Compatible with 69651

**DIMENSIONS**

100/120/150 W

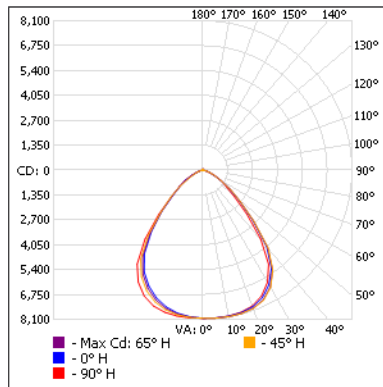


Data is based upon tests performed in a controlled environment. Actual performance can vary depending on operating conditions.  
All products are subject to change or may be discontinued any time without notice.

## PHOTOMETRIC DATA<sup>1</sup>

69428 • L1RVH-PS150-Q/3C-B/CHOICE • 100 W • 4 000 K • 15 629 lm

### Polar candela distribution



### Zonal lumen summary

Zone	Lumens	% Fixture
0-30	6 428.5	41.1
0-40	10 232.2	65.5
0-60	14 504.1	92.8
60-90	999.3	6.4
70-100	306.1	2
90-120	22.3	0.1
0-90	15 503.4	99.2
90-180	125.6	0.8
0-180	15 629.0	100

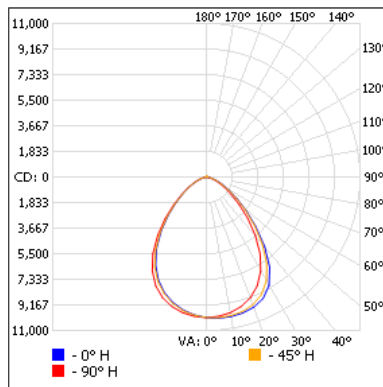
### Illuminance at a distance

Center beam fc		Beam width	
1.7'	2 780	3.1'	3.2'
3.3'	738	6.0'	6.2'
5.0'	321	9.2'	9.3'
6.7'	179	12.3'	12.5'
8.3'	117	15.2'	15.5'
10.0'	80.3	18.3'	18.7'

■ Vert. spread : 84.9°  
■ Horiz. spread : 86.1°

69428 • L1RVH-PS150-Q/3C-B/CHOICE • 120 W • 4 000 K • 19 298 lm

### Polar candela distribution



### Zonal lumen summary

Zone	Lumens	% Fixture
0-30	7 674.7	39.8
0-40	11 956.4	62
0-60	17 445.7	90.4
60-90	1 690.2	8.8
70-100	579.0	3
90-120	31.7	0.2
0-90	19 135.9	99.2
90-180	162.4	0.8
0-180	19 298.3	100

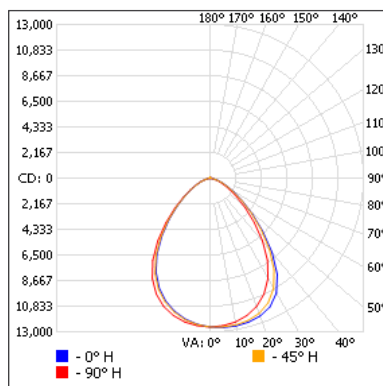
### Illuminance at a distance

Center beam fc		Beam width	
1.7'	3 483	3.1'	3.0'
3.3'	924	6.0'	5.8'
5.0'	403	9.1'	8.9'
6.7'	224	12.2'	11.9'
8.3'	146	15.1'	14.7'
10.0'	102	18.2'	17.7'

■ Vert. spread : 84.6°  
■ Horiz. spread : 83.1°

69428 • L1RVH-PS150-Q/3C-B/CHOICE • 150 W • 4 000 K • 24 286 lm

### Polar candela distribution



### Zonal lumen summary

Zone	Lumens	% Fixture
0-30	9 616.2	39.6
0-40	15 013.8	61.8
0-60	21 952.3	90.4
60-90	2 131.9	8.8
70-100	728.0	3
90-120	38.0	0.2
0-90	24 084.2	99.2
90-180	201.6	0.8
0-180	24 285.8	100

### Illuminance at a distance

Center beam fc		Beam width	
1.7'	4 355	3.1'	3.0'
3.3'	1 156	6.0'	5.9'
5.0'	503	9.2'	8.9'
6.7'	280	12.3'	12.0'
8.3'	183	15.2'	14.8'
10.0'	126	18.3'	17.9'

■ Vert. spread : 84.9°  
■ Horiz. spread : 83.5°

<sup>1</sup> Complete IES files available on our website.

Data is based upon tests performed in a controlled environment. Actual performance can vary depending on operating conditions. All products are subject to change or may be discontinued any time without notice.