

Individual Spec Sheet

PYXIE

LED CYLINDER WALL MOUNT

5 CCT Selectable

Uplight/Downlight

ORDERING INFORMATION

Order code: 69870
Model number: CYLPY2-WD-30W-A-5CWH
UPC: 069549030930
Case quantity: 12

PHYSICAL DATA

Size in. (cm): 2 1/2 (6.2)
Lens material: Sealed clear glass lens
Housing material: Die-cast aluminum
Housing finish: White
Mounting: Surface mounted on wall, uplight/downlight installation

PERFORMANCE DATA

Watts (W): 30
Volts (V AC): 120
Color temperature (K): 2 700/3 000/3 500/4 000/5 000
Lumen output (lm): 2 274
Efficacy (lm/W): 76
CRI: 90+
Life L70 (h): 108 000
Tested LM-80 (h): 18 000
Dimming: Phase-cut (ELV / Triac) dimming standard
Power factor: >0.90
THD (%): <20
Frequency (Hz): 60
Operating temp. range: -30 °C to 45 °C (-22 °F to 113 °F)

¹ Typical colour temperature range: +/- 5 %.

² Lumen values are derived from photometric testing. Initial lumens range: +/- 10 %.

³ Lumen values are based on 3 000 K at 40° default programming.

Please refer to the LUMEN SPECIFICATION TABLE for more details on other color temperatures.

⁴ Life hours are derived from IESNA LM-80 testing report and projected per IESNA TM-21 extrapolations.

LUMEN SPECIFICATION TABLE



Both Directions (combined values)

Watts (W)	Beam Angle (°)	2 700 K		3 000 K		3 500 K		4 000 K		5 000 K	
		Lumen output (lm)	Efficacy (lm/W)	Lumen output (lm)	Efficacy (lm/W)	Lumen output (lm)	Efficacy (lm/W)	Lumen output (lm)	Efficacy (lm/W)	Lumen output (lm)	Efficacy (lm/W)
30	15	2 130	71	2 160	72	2 180	73	2 180	73	2 180	73
	24	2 200	73	2 238	75	2 260	75	2 260	75	2 260	75
	40	2 230	74	2 274	76	2 290	76	2 290	76	2 290	76

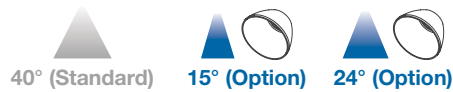
DEFAULT PROGRAMMING

3 000 K

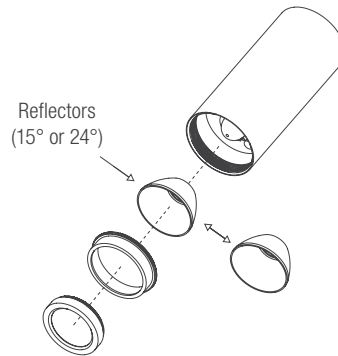
This lighting equipment meets requirements of ICES-005 issue 5 class B for use in residential applications.
 Data is based upon tests performed in a controlled environment.
 Actual performance can vary depending on operating conditions. Specifications are subject to change without notice.



INCLUDED IN THE BOX


INTERCHANGEABLE BEAMS¹

¹ Uplight/downlight: 2 units of each 15° and 24° reflectors are included in the box.

ACCESSORIES¹ (order separately)

Order code	Type	Finish	Environment	Case qty (master)	Figure
69884	Decorative 1" straight snoot accessory	White	Wet	24	A
69886	Decorative 2" wall wash snoot accessory	White	Wet	24	B

¹ Decorative accessories are optional, to complement installation.

COMPATIBLE DIMMERS¹

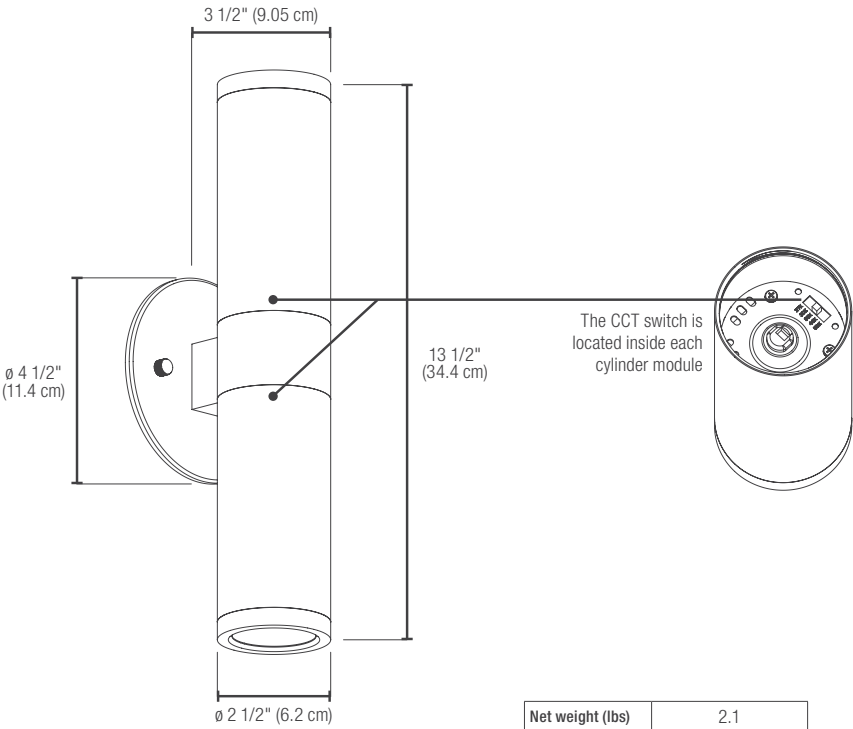
Brand	Model
Legrand	RH730PTUTC
Cooper	DAL06P, AAL06
Leviton	IPL06, 6674, DSL06-1LZ, DSM10-1LZ, IPE04-1LZ, DDMX1
Lutron	HCL453P, PD-6WCL, DVCL-153P, CTCL-153P, DVCL-253P, DVELV-300P, SELV-300P, MACL-153P

Dimming range: 10%-100%

¹ This table shows dimmers that have been tested and have demonstrated proper operation under normal conditions. Each installation being unique, various factors such as load, common neutrals or other electrical products on the circuit can, in certain instances, cause variance in system performance. Read and comply to the dimmer installation instructions. Consult dimming system manufacturer for additional support in operation. Some dimmers may require more than one product for stable operation. Stanpro recommends to use dimmers designed to work with LED products. Older dimmers designed for incandescent products may cause erratic operation.

Data is based upon tests performed in a controlled environment. Actual performance can vary depending on operating conditions. All products are subject to change or may be discontinued any time without notice. Please contact your Stanpro customer service representative to confirm inventory levels at time of order.

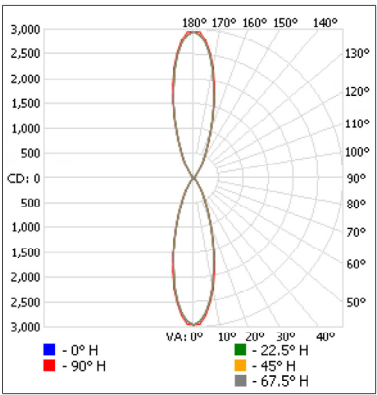
DIMENSIONS AND WEIGHTS



PHOTOMETRIC DATA¹

69870 • CYLPY2-WD-30W-A-5CXX • 3 000 K • 40° • 2 274.3 lm

Polar candela distribution



Zonal lumen summary

Zone	Lumens	% Fixture
0-30	952.5	41.9
0-40	1 074.5	47.2
0-60	1 126.6	49.5
60-90	10.7	0.5
70-100	6.0	0.3
90-120	10.7	0.5
0-90	1 137.3	50
90-180	1 137.0	50
0-180	2 274.3	100

Illuminance at a distance

Center beam fc		Beam width	
1.7'	1 023	1.0'	1.0'
3.3'	271	1.9'	1.9'
5.0'	118	2.8'	2.9'
6.7'	65.8	3.8'	3.8'
8.3'	42.9	4.7'	4.8'
10.0'	29.6	5.6'	5.7'
Vert. spread: 31.5° Horiz. spread: 32.0°			

¹ Complete IES files available on our website.

Qty	Description	Price

I accept the specifications of the luminaire configuration mentioned above.

Name: _____
Company: _____
Signature: _____

Date: _____

Data is based upon tests performed in a controlled environment. Actual performance can vary depending on operating conditions. All products are subject to change or may be discontinued any time without notice. Please contact your Stanpro customer service representative to confirm inventory levels at time of order.