

VTHB-IMS Motion Sensor

Suitable for mounting VT4 fixtures over 4 meters high



On / Off
Control



Motion
Detection



Hold
Time



Daylight
Sensor



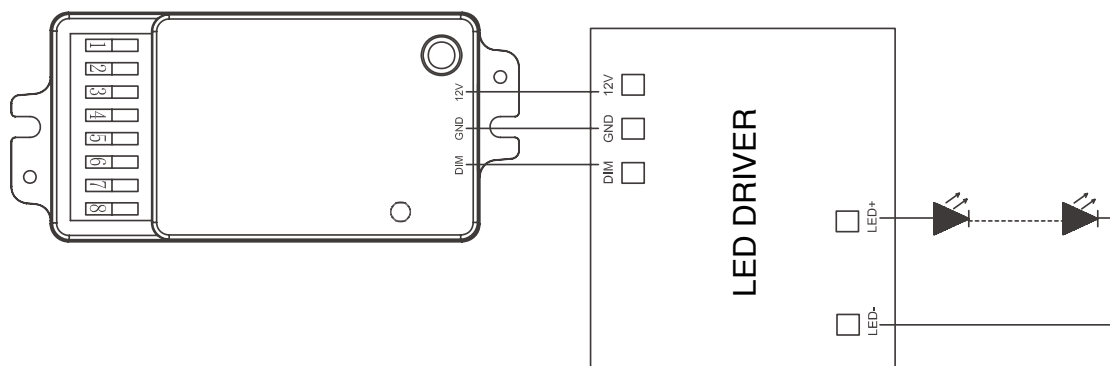
Stand-by
Period



Stand-by
Dimming
Level



WIRING DIAGRAM



FACTORY DEFAULT SETTINGS:

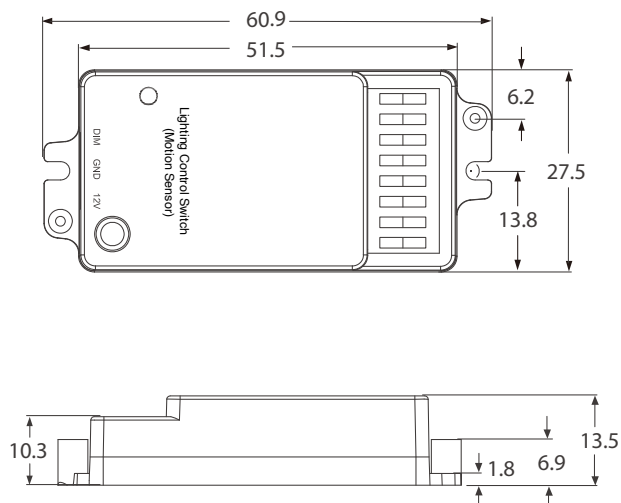
DETECTION AREA	HOLD TIME	DAYLIGHT THRESHOLD	STAND-BY PERIOD	STAND-BY DIM LEVEL
100%	1 min	Disabled	Infinite	10%

TECHNICAL DATA

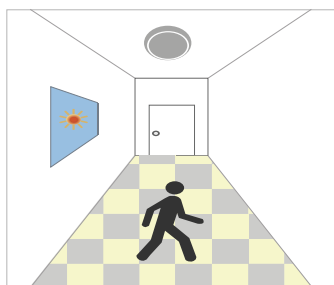
TECHNICAL DATA

Operating Voltage	10-15V
Output	0-10V
Stand-by power	≤ 0.5W
Detection Area	50% / 100%
Stand-by Dimming	10% / 30%
Microwave Frequency	5.8GHz ± 75MHz
Microwave Power	<0.3mW
Mounting Height	12 metres max (Ceiling Mounted)
Detection Range	14 metres max (Ceiling Mounted)
Operating Temp	-25°C to 60°C
IP Rating	IP20

DIMENSIONS



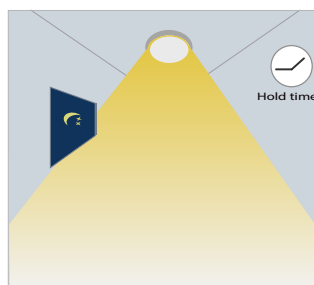
APPLICATION - DIMMABLE CONTROL



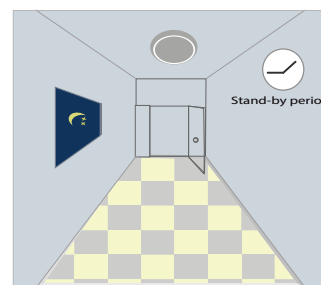
With sufficient ambient brightness, the light remains OFF when motion is detected.



With insufficient ambient brightness, the light turns ON when motion is detected.

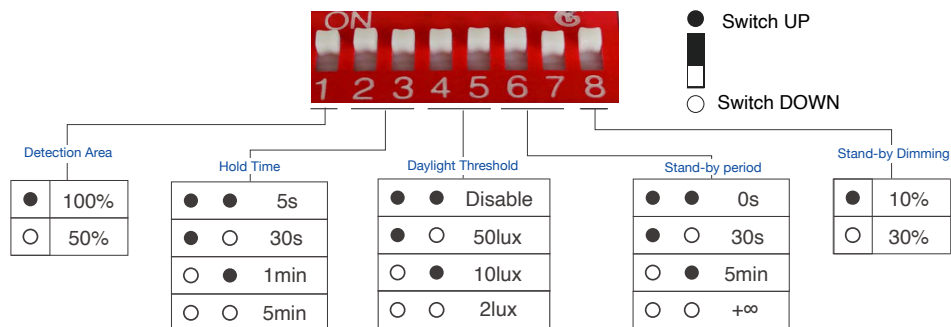


Light dims to stand-by level (10%, 20%, 30% or 50%) if no motion is detected after holdtime.



After the stand-by period, light turns OFF.

SENSOR SETTINGS



Detection Area

Movement will be detected and trigger the sensor depending on the set sensitivity (50% or 100%).

Hold Time

The period of time the fixture stays on after motion is no longer detected.

Daylight Threshold

When the ambient brightness is lower than the set lux, the fixture will turn on. When set to DISABLE, the fixture will always work, regardless of ambient light.

Stand-by Period

The length of time before the fixtures turn off completely. When it's set to "∞", the light will always stay dimmed.

Stand-by Dimming

Set the level of light output in the stand-by period.

Western Canada Warehouse: 121-1647 Broadway Street, Port Coquitlam, BC V3C 6P8 | ordersbc@csc-led.com