

Individual Spec Sheet

L1KCL GEN2

KOLIKA QUICK SHIP

3 CCT Selectable

ORDERING INFORMATION

Order code: 69607
Model number: L1KCL-G2-2LS1U-3C-BK
UPC: 069549028210
Case quantity: 4

PHYSICAL DATA

Length in. (cm): 2' (24")
Lens material: Opal acrylic
Housing material: Extruded aluminum
Mounting: Suspended - Individual or row mounted

PERFORMANCE DATA

Watts (W): 20
Volts (V AC): 120-277
Color temperature (K)¹: 3 000/3 500/4 000
Lumen output (lm)²: 2 300
Efficacy (lm/W): 115
CRI: 80+
Life L70 (h)³: 137 000
Tested LM-80 (h)³: 9 000
Dimming: 0-10 V
Power factor: >0.9
THD (%): <15
Frequency (Hz): 50/60
Surge protection (kV): 2
Input current (A): 0.07/0.16 Max
Operating temp. range: -20°C to 40°C / -4°F to 104°F

¹ Typical color temperature range: +/- 5 %.

² Lumen values are based on 3 500 K default programming. Please refer to the LUMEN SPECIFICATION TABLE for more details on other color temperatures.

³ Life hours are derived from IESNA LM80-08 testing report and projected per IESNA TM-21-11 extrapolations.

LUMEN SPECIFICATION TABLE

Watts (W)	3 000 K				3 500 K				4 000 K			
	Total lumens (lm)	Up light lumens (lm)	Down light lumens (lm)	Efficacy (lm/W)	Total lumens (lm)	Up light lumens (lm)	Down light lumens (lm)	Efficacy (lm/W)	Total lumens (lm)	Up light lumens (lm)	Down light lumens (lm)	Efficacy (lm/W)
20	2 100	525	1 575	105	2 300	575	1 725	115	2 200	550	1 650	110

DEFAULT PROGRAMMING


3 500K

ACCESSORIES (order separately)

Order code	Model number	Type	Compatible with
68584	KIT-CK2	Continuous kit for row mounting	L1KCL Gen2 Only
69098	KIT-CANOPY-BK	Black Canopy Kit with suspension cable	L1KCL Gen2 Only

¹ Please ensure to order a new kit for every fixture added.

This lighting equipment meets requirements of ICES-005 issue 5 class B for use in residential applications.
 Data is based upon tests performed in a controlled environment.
 Actual performance can vary depending on operating conditions. Specifications are subject to change without notice.



quick
ship



LED
fixture



dimmable



damp
location



ICES
005



direct / indirect
light

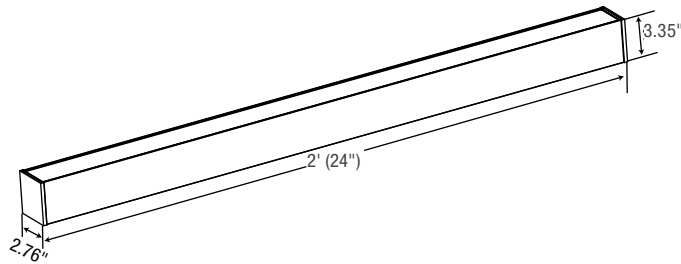


COMPATIBLE DIMMERS¹

Brand	Model
Lutron	DVSTV-WH, DVTW-WH
Eaton	DF10P-C1
Cooper	SF10P-W
Leviton	DS710-10Z

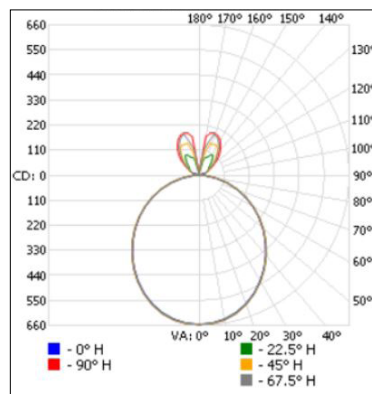
¹ This table shows dimmers that have been tested and have demonstrated proper operation under normal conditions. Each installation being unique, various factors such as load, common neutrals or other electrical products on the circuit can, in certain instances, cause variance in system performance. Read and comply to the dimmer installation instructions. Consult dimming system manufacturer for additional support in operation. Some dimmers may require more than one product for stable operation. Stanpro recommends to use dimmers designed to work with LED products. Older dimmers designed for incandescent products may cause erratic operation.

DIMENSIONS

PHOTOMETRIC DATA¹

69607 • L1KCL-G2-2LS1U-3C-BK/35K • 2 179.6 lm

Polar candela distribution



Zonal lumen summary

Zone	Lumens	% Fixture
0-30	536.4	23.3
0-40	868.5	37.7
0-60	1 509.4	65.5
60-90	414.4	18
70-100	188.3	8.2
90-120	74.5	3.2
0-90	1 923.8	83.5
90-180	380.4	16.5
0-180	2 179.6	100

Illuminance at a distance

Center beam fc		Beam width	
1.7'	227	4.7'	4.7'
3.3'	60.1	9.2'	9.2'
5.0'	26.2	13.9'	13.9'
6.7'	14.6	18.6'	18.6'
8.3'	9.50	23.1'	23.1'
10.0'	6.55	27.8'	27.8'

■ Vert. spread: 108.5°
■ Horiz. spread: 108.6°

¹ Complete IES files available on our website.

Qty	Description	Price

I accept the specifications of the luminaire configuration mentioned above.

Name: _____

Company: _____

Signature: _____

Date: _____

Data is based upon tests performed in a controlled environment. Actual performance can vary depending on operating conditions. All products are subject to change or may be discontinued any time without notice. Please contact your Stanpro customer service representative to confirm inventory levels at time of order.