



| | |
|----------------|---------|
| project name | type |
| catalog number | voltage |
| approved by | date |

BP1 BP1 SERIES: BACKLIT PANELS

EiKO's BP1 Panels deliver precision light uniformity in an ultra-slim, lightweight form factor. Standard PowerSET and ColorSET technology with wide 120-347VAC input provides distributors and contractors unmatched flexibility for virtually any commercial installation, while high efficacy operation ensures visual comfort and maximum energy efficiency.



FEATURES AND BENEFITS

PERFORMANCE

- Field-selectable power and CCT for simplified SKU management and field customization.
 - PowerSET – 3 Power settings
 - ColorSET – 3 CCT settings (3000K/4000K/5000K)
- Input Voltage: 120-347V
- Lumen packages: 2,500 – 6,250 lumens
- Available in 1X4, 2X2, and 2X4 sizes..
- Sturdy construction with white powder coated steel frame and high quality, non-yellowing PMMA diffused lens.
- Backlit LED design distributes light evenly from the fixture delivering consistent, uniform illumination (120° beam angle).
- IC Rated for safe, efficient operation in insulated ceilings.
- Technical performance:
 - CRI >80
 - Efficacy up to 125 LPW
 - Lumen Maintenance 70% (L70) at > 100,000Hrs
 - THD <20%, Power Factor >0.9
 - Surge Protection: 2kV included
 - Standard 0-10V dimming with Dim-to-Off
- -4°F to 113°F (-20°C to 45°C) ambient operating temperature.
- All products are DesignLights Consortium® (DLC) Premium listed.

INSTALLATION

- Low profile design is ideal for shallow plenum spaces.
- Standard unit installs into standard T-grid ceilings.
- Multiple mounting options available
 - Aircraft Cable Kit
 - Surface Mounting Kit
 - Recessed Mounting Kit

CUSTOMIZATION

- Factory installed options to meet custom requirements
 - Integrated Emergency lighting options
 - Custom cord length - indent once

APPLICATIONS

- Offices
- Hospitals
- Retail
- Schools
- Medical Offices
- Dental Offices
- Commercial Buildings
- Banking Institutions
- Libraries
- Community Centers

DLC LISTING INFORMATION

| ORDER CODE | NAME | DLC PRODUCT ID | DLC CLASSIFICATION | DLC PRIMARY USE |
|------------|--------------------|----------------|--------------------|---|
| 13179 | BP1-14PS30P-FCCT-H | S-YBLQGV | Premium | 1X4 Luminaires for Ambient Lighting of Interior Commercial Spaces |
| 13180 | BP1-22PS30P-FCCT-H | S-JTY4O8 | Premium | 2X2 Luminaires for Ambient Lighting of Interior Commercial Spaces |
| 13181 | BP1-24PS50P-FCCT-H | S-JFYTHL | Premium | 2x4 Luminaires for Ambient Lighting of Interior Commercial Spaces |
| | | S-TKFTDT | Premium | Low-Bay Luminaires for Commercial and Industrial Buildings |

AVAILABLE MODELS

| ORDER CODE | NAME | NOMINAL SIZE | WATTS (W) | COLOR TEMPERATURE (CCT) | LUMEN OUTPUT (lm) | VOLTAGE (VAC) |
|------------|--------------------|--------------|-----------|-------------------------|----------------------|---------------|
| 13179 | BP1-14PS30P-FCCT-H | 1x4 | 30/25/20W | 3500/4000/5000K | 3,750/3,125/2,500 lm | 120-347V |
| 13180 | BP1-22PS30P-FCCT-H | 2x2 | 30/25/20W | 3500/4000/5000K | 3,750/3,125/2,500 lm | 120-347V |
| 13181 | BP1-24PS50P-FCCT-H | 2x4 | 50/40/30W | 3500/4000/5000K | 6,250/5,000/3,750 lm | 120-347V |

*EiKO Advantage Product
*All fixtures ship at the highest wattage setting and at 4000K CCT

ORDERING GUIDE

| MODEL CONFIGURATOR | | | | | | FACTORY INSTALLED OPTIONS | |
|--------------------|----------------------|-------------------------------------|--------------------|--|--------------|--|---|
| MODEL | SIZE | WATTS | DLC CLASSIFICATION | CCT | VOLTAGE | CUSTOM CORD LENGTH | BATTERY BACK UP |
| BP1 | | | P | FCCT | H | | |
| BP1 | 14 - 1X4 22 - 2X2 | PS - PowerSET PS30 - 30W/25W/20W | P - Premium | FCCT - ColorSET (3500K/4000K/5000K) | H - 120-347V | [Blank] - Default, no length A1xx: 300V 18/3 armored cable, XX to specify length up to 99' A2xx: 600V 18/3 armored cable, XX to specify length up to 99' W3xx: 600V 18/6 white service cord with dimming wires and a 24/7 hot wire for battery backup Custom length required (in feet) | Blank: Default, no battery back-up EB08*: 8W, External Backup battery 100-347V EB18*: 18W, External Backup battery 100-347V |
| | 24 - 2X4 | PS50 - 50W/40W/30W | | | | | |

*Batteries are wired, not secured to the fixture. EEBE-FTB flat test button & indicator are included with the factory battery install modification

EXAMPLE PART NUMBER: BP1-24PS50P-FCCT-H-EB08


FLUORESCENT REPLACEMENTS GUIDE

| FLUORESCENT | WATTS (W) | LUMEN OUTPUT (lm) | INPUT VOLTAGE (VAC) | MODEL |
|----------------|-----------|----------------------|---------------------|--------------------|
| 2 x 32W 4ft T8 | 30/25/20W | 3,750/3,125/2,500 lm | 120-347VAC | BP1-14PS30P-FCCT-H |
| 2 x 17W 2ft T8 | 30/25/20W | 3,750/3,125/2,500 lm | 120-347VAC | BP1-22PS30P-FCCT-H |
| 4 x 32W 4ft T8 | 50/40/30W | 6,250/5,000/3,750 lm | 120-347VAC | BP1-24PS50P-FCCT-H |

ACCESSORIES

| ORDER | ORDER CODE | NAME | DESCRIPTION | IMAGE |
|-------|------------|------------|---|---|
| | 13909 | FP1-SMK-14 | FP1 Surface Mount Kit For 1x4 Flat Panels and Troffers |  |
| | 13908 | FP1-SMK-22 | FP1 Surface Mount Kit For 2x2 Flat Panels and Troffers |  |
| | 13912 | FP1-SMK-24 | FP1 Surface Mount Kit For 2x4 Flat Panels and Troffers |  |
| | 13913 | FP1-RMK-14 | FP1 Recessed Mount Kit For 1x4 Flat Panels and Troffers |  |
| | 13914 | FP1-RMK-22 | FP1 Recessed Mount Kit For 2x2 Flat Panels and Troffers |  |
| | 13915 | FP1-RMK-24 | FP1 Recessed Mount Kit For 2x4 Flat Panels and Troffers |  |

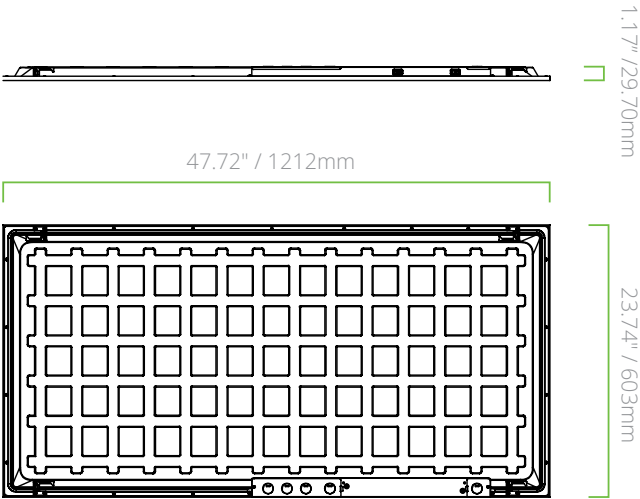
BATTERY BACKUPS

| ORDER | ORDER CODE | NAME | DESCRIPTION | IMAGES | FACTORY INSTALLED CODE |
|-------|------------|--|---|---|------------------------|
| | 11674 | EEBE08WHA170S* View spec sheet | EIKO 8W - 120-347V Emergency battery pack. Field install only. Single Flex- Conduit CEC Compliant. See spec sheet for full details. |  | EB08 |
| | 11675 | EEBE18WHA170S* View spec sheets | EIKO 18W - 120-347V Emergency battery pack. Field install only. Single Flex- Conduit CEC Compliant. See spec sheet for full details. | | EB18 |
| | 14982 | EEBE-FTB | EEBE flat test button and indicator for Panel light and downlight. | | -- |

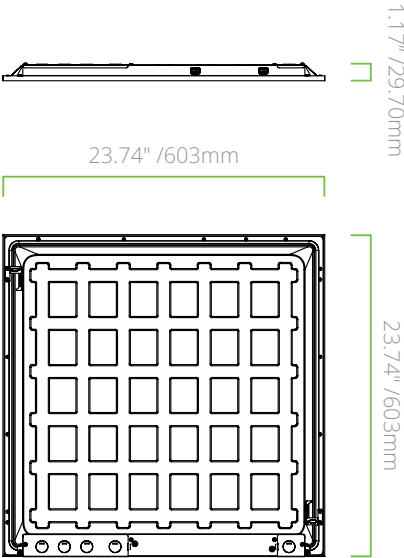
*** WARNING:** When using these AC version battery backups with any control solution, internal rewiring is required according to the installation sheet's wiring diagram. Failure to do so may result in a violation of safety codes.

PRODUCT DIMENSIONS

2X4 MODELS



2X2 MODELS



1X4 MODELS

