



ONE CHOICE FOR AREA LIGHTING

FROM STOCK TO SITE

AAL2 Series



THREE SIZES. COMPLETE COVERAGE.

AAL2 delivers 6,100 to 61,000 lumens across three fixture sizes—the widest range available in area lighting. From small pathways to major parking facilities, one product family covers every application.

COMPACT PS80-PS150



40W - 150W
6,100 - 21,800 LM

STANDARD PS300



180W-300W
30,200 - 43,500 LM

HIGH OUTPUT PS420



300W - 420W
45,300 - 61,000 LM

ADJUST ON SITE. NO REORDERS.


Three switches create 27 configurations from a single fixture. Change light distribution, color temperature, and light output in seconds.



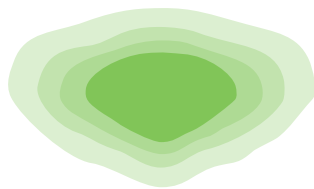
T3/T4/T5
Light Distribution



3000K/4000K/5000K
Color Temperature

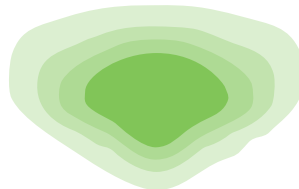


3 Power Settings
Light Output




T3

Broader, more forward distribution pattern for lighting from perimeters and into sites from outer property lines



T4

Forward pattern for areas requiring additional forward throw, fill and illumination within the site



T5

Symmetrical distribution pattern for lighting all directions from center of site and large open areas



120-347V and 277-480V

Full voltage coverage for US and Canadian projects

27

3X3X3 - Switch optics, CCT, and light output

Change configurations via dip switch

5

Mounting options

with a Universal pole and slip fitter mount, for any installation



Controls ready

0-10V dimming standard, integrated sensor receptacle, and NEMA photocell compatible



IP65, IK08 rated, 10kV surge protection standard, 20KV optional

Built for long-term outdoor performance



DLC Premium Listed

Qualifies for utility rebates

ORDER CODE	MODEL #	WATTS (W)	CCT (K)	LUMENS (LM)	LIGHT DISTRIBUTION	DIMMING
120-347V						
15660	AAL2-PS80-OS-8FCCT-HDIM	80/60/40	3000/4000/ 5000	11,600 /8,900/6,100	T3 /T4/T5	0-10V
15662	AAL2-PS150-OS-8FCCT-HDIM	150 /120/90	3000/4000/ 5000	21,800 /17,800/13,600	T3 /T4/T5	0-10V
15664	AAL2-PS300-OS-8FCCT-HDIM	300 /240/180	3000/4000/ 5000	43,500 /35,600/30,200	T3 /T4/T5	0-10V
15666	AAL2-PS420-OS-8FCCT-HDIM	420 /360/300	3000/4000/ 5000	61,000 /53,300/45,300	T3 /T4/T5	0-10V
277-480V						
15663	AAL2-PS150-OS-8FCCT-VDIM	150 /120/90	3000/4000/ 5000	21,800 /17,800/13,600	T3 /T4/T5	0-10V
15665	AAL2-PS300-OS-8FCCT-VDIM	300 /240/180	3000/4000/ 5000	43,500 /35,600/30,200	T3 /T4/T5	0-10V
15667	AAL2-PS420-OS-8FCCT-VDIM	420 /360/300	3000/4000/ 5000	61,000 /53,300/45,300	T3 /T4/T5	0-10V

Default settings: Max power, T3 light distribution, 5000K CCT



[View Spec Sheet](#)

Need a lighting layout?

Contact your Eiko Representative today!